

View our interactive construction pipeline at: [abimf.com/report/tucson-construction-pipeline](https://abimf.com/report/tucson-construction-pipeline)

**LANCE PARSONS** 520.265.1945  
SENIOR VICE PRESIDENT lance.parsons@abimultifamily.com

**RYAN KIPPES** 520.265.1895  
VICE PRESIDENT ryan.kippes@abimultifamily.com

**DESIREE PALMER** 520.265.1993  
VICE PRESIDENT desiree.palmer@abimultifamily.com

**TOTAL UNIT INVENTORY**

 5+ UNIT PROPERTIES: **85,884**

 50+ UNIT PROPERTIES: **68,020**
**Q1 2021 Sales Stats**

50+ Units

**\$209M**  
 \$487M (Q1 2020)  
 -57.1% y-o-y

**Transaction Volume**
**\$30M**  
 \$39M (Q1 2020)  
 -24.1% y-o-y

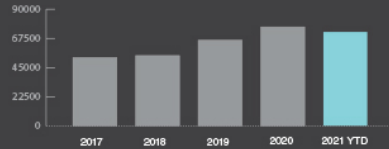
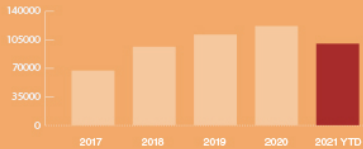
5-49 Units

50+ Units

**\$100,036**  
 \$146,116 (Q1 2020)  
 -31.5% y-o-y

**Avg Sales Price Per Unit**

5-49 Units

**\$72,220**  
 \$86,347 (Q1 2020)  
 -16.4% y-o-y

**\$137.07**  
 \$184.65 (Q1 2020)  
 -25.8% y-o-y

**Avg Price/SF**
**\$112.16**  
 \$115.26 (Q1 2020)  
 -2.7% y-o-y

**1979**

 1988  
 (Q1 2020)

**Avg Year Built**
**1962**

 1969  
 (Q1 2020)

**50+ UNIT PROPERTIES | Q1 2021 TRANSACTIONS BY YEAR BUILT**

	Avg Price/Unit	Avg Price/SF	# of Transactions
2010+	--	--	--
2000-09	\$162K	\$198	2
1990-99	--	--	--
1980-89	\$94K	\$155	5
Pre-1980	\$88K	\$101	7

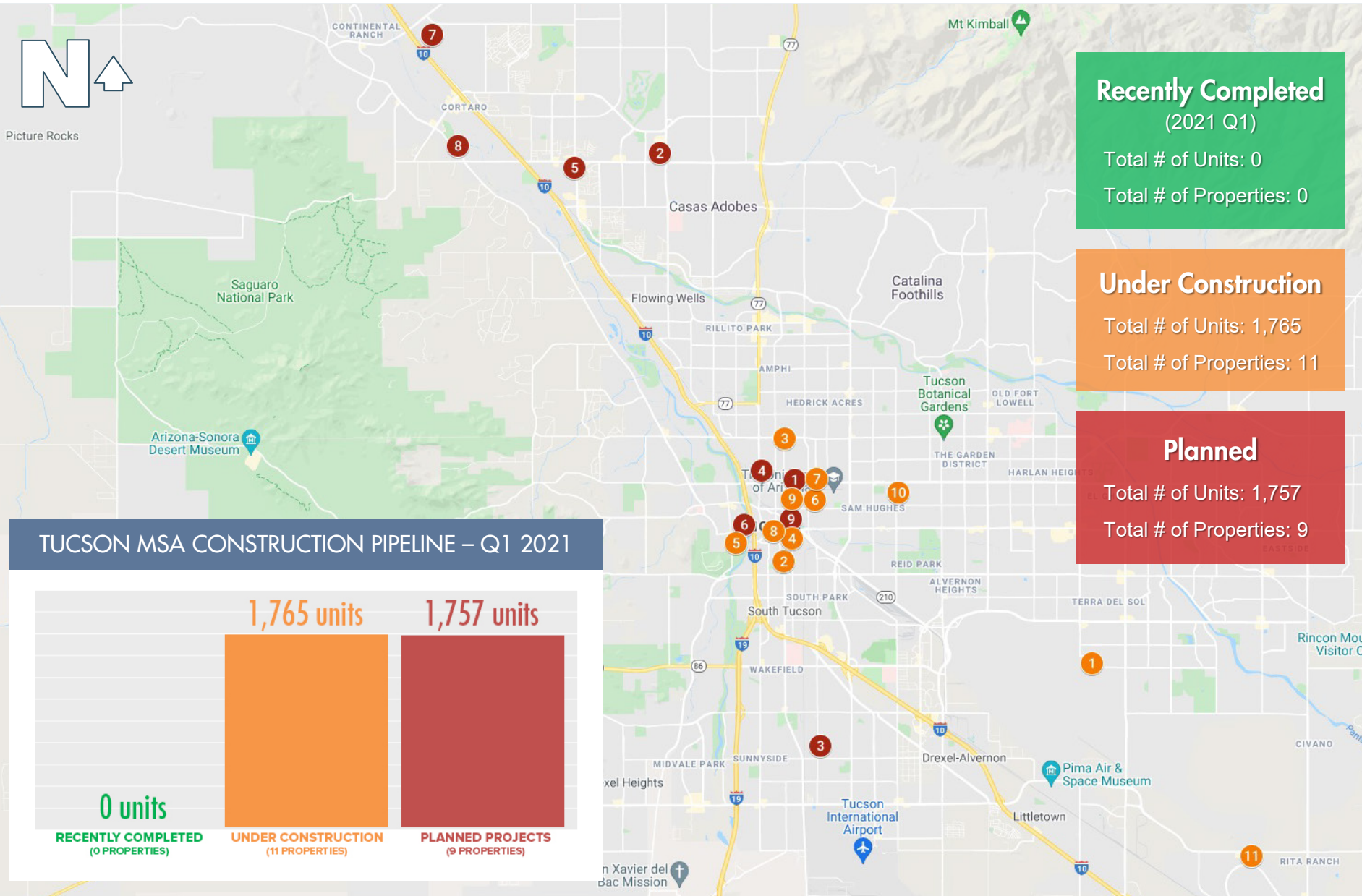
**5-49 UNIT PROPERTIES | Q1 2021 TRANSACTIONS BY YEAR BUILT**

	Avg Price/Unit	Avg Price/SF	# of Transactions
2010+	\$229K	\$145	1
2000-09	--	--	--
1990-99	\$115K	\$112	1
1980-89	\$87K	\$121	4
Pre-1980	\$67K	\$110	26





Picture Rocks

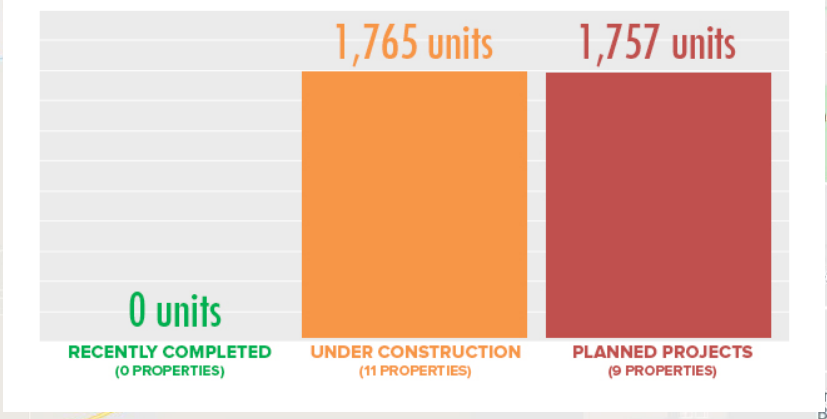


**Recently Completed**  
 (2021 Q1)  
 Total # of Units: 0  
 Total # of Properties: 0

**Under Construction**  
 Total # of Units: 1,765  
 Total # of Properties: 11

**Planned**  
 Total # of Units: 1,757  
 Total # of Properties: 9

**TUCSON MSA CONSTRUCTION PIPELINE – Q1 2021**



## UNDER CONSTRUCTION (50+ UNIT PROPERTIES)

	<b>Property Name</b>	<b>Address</b>	<b>Units</b>	<b>Permit Date</b>	<b>Developer</b>
1	Esperanza En Escalante Phase II	3710 South Calle Polar	50	10/21/2019	Gorman & Company
2	Flash, The	834 South 6th Avenue	52	5/1/2020	Central Barrio Development
3	Alborada	250 East Grant Road	64	8/3/2020	La Frontera Center
4	127 South 5th Avenue	127 South 5th Avenue	96	5/18/2020	Rulney, Ross
5	Monier, The	160 South Avenida del Convento	122	5/22/2019	Gadsden Company, The
6	Parker, The	947 North Park Avenue	130	6/16/2020	Dinerstein Companies
7	Hub Park Avenue	1055 North Park Avenue	152	5/5/2020	Core Spaces
8	Flin, The	110 South Church Avenue	245	6/27/2019	HSL Properties
9	Union on 6th, The	340 East 6th Street	255	12/11/2019	Greystar
10	Benedictine Monastery Redevelopment	800 North Country Club Road	287	3/6/2020	Rulney, Ross
11	Encantada Rita Ranch	9300 East Valencia Road	312	12/19/2019	HSL Properties
<b>TOTAL UNDER CONSTRUCTION</b>			<b>1,765</b>		

**PLANNED (50+ UNIT PROPERTIES)**

	<b>Property Name</b>	<b>Address</b>	<b>Units</b>	<b>Status</b>	<b>Developer</b>
1	Trinity, The	400 East University Blvd	58	Planned	R + R Develop
2	Uptown	7395 North La Cholla Blvd	100	Planned	Bourn Companies
3	Rio Mercado	5489 South Park Avenue	107	Planned	Moore, Gregory Eric
4	Gateway	338 West Drachman Street	120	Planned	La Frontera Center
5	Alexander, The	SWC West Aerie Drive & North Thornydale Road	211	Planned	Sears Financial
6	Bautista, The	West Cushing Street & South Linda Avenue	253	Planned	Gadsden Company, The
7	Marana Encantada	West Linda Vista Blvd & West Twin Peaks Road	285	Planned	HSL Properties
8	Place at Silverbell Gateway, The	7430 North Silverbell Road	300	Planned	MC Companies
9	Opus on 4th	213 North 4th Avenue	323	Planned	Opus Group, The
<b>TOTAL PLANNED</b>			<b>1,757</b>		

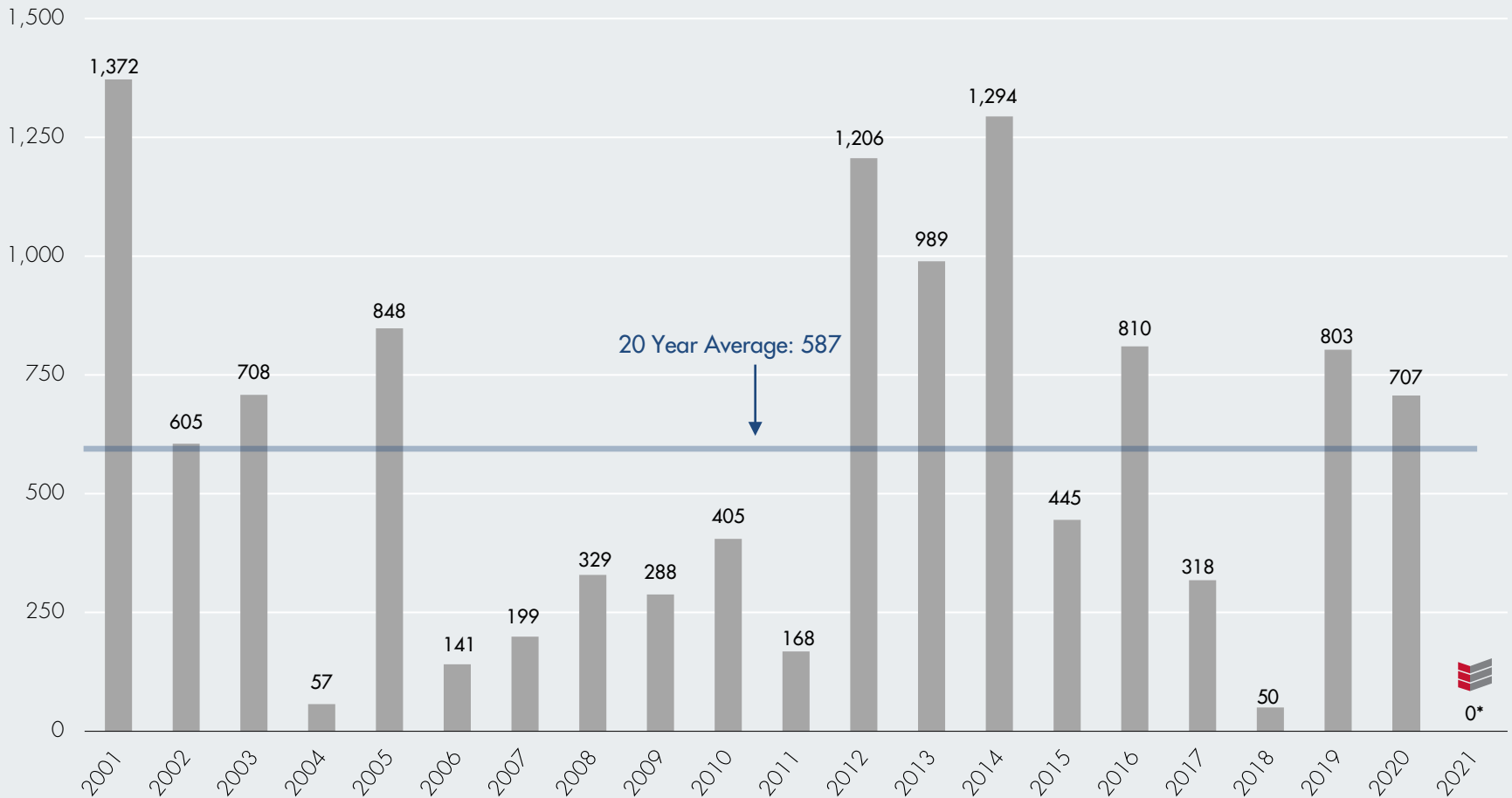
**TOTAL UNIT INVENTORY**

 5+ UNIT PROPERTIES: **85,884**

 50+ UNIT PROPERTIES: **68,020**
**PRE-LEASE ABSORPTION RATE**
**19**
**Units/Property/Month (Avg)**


\* Project Units Delivered (YTD)

Based on when total projects are delivered, not as individual buildings/units are delivered



## Leading Multifamily Brokerage Team in the Western US

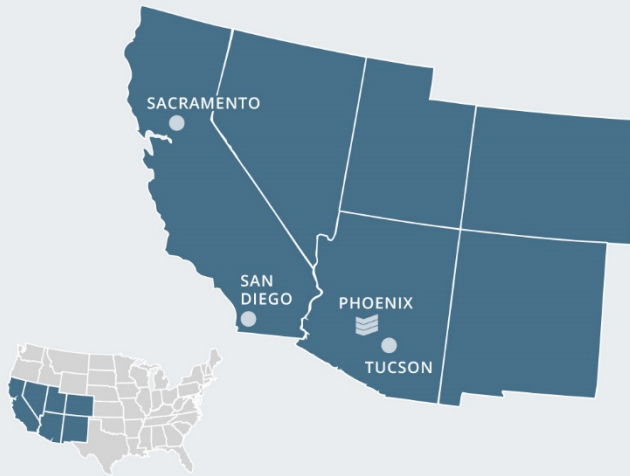
200+ YEARS OF COMBINED MULTIFAMILY BROKERAGE EXPERIENCE

SEASONED ADVISORS WITH REGIONAL INSIGHT

COLLABORATION & COOPERATION

### Apartment Brokerage & Advisory Firm

ABI Multifamily is a brokerage and advisory services firm that focuses exclusively on apartment investment transactions. The experienced advisors at ABI Multifamily have completed billions of dollars in sales and thousands of individual multifamily transactions.



#### TUCSON OFFICE

**LANCE PARSONS**  
SENIOR VICE PRESIDENT

**520.265.1945**  
lance.parsons@abimultifamily.com

**RYAN KIPPES**  
VICE PRESIDENT

**520.265.1895**  
ryan.kippes@abimultifamily.com

**DESIREE PALMER**  
VICE PRESIDENT

**520.265.1993**  
desiree.palmer@abimultifamily.com

#### PHOENIX HEADQUARTERS

5227 North 7th Street  
2nd Floor  
Phoenix, AZ 85014

602.714.1400

#### SACRAMENTO OFFICE

2251 Douglas Blvd  
Suite 115  
Roseville, CA 95661

916.330.4040

#### SAN DIEGO OFFICE

1012 Second Street  
Suite 100  
Encinitas, CA 92024

858.256.5454

DISCLAIMER © 2021 ABI Multifamily | The information and details contained herein have been obtained from third-party sources believed to be reliable; however, ABI Multifamily has not independently verified its accuracy. ABI Multifamily makes no representations, guarantees, or express or implied warranties of any kind regarding the accuracy or completeness of the information and details provided herein, including but not limited to the implied warranty of suitability and fitness for a particular purpose. Interested parties should perform their own due diligence regarding the accuracy of the information. SOURCES: ABI Research / Bureau of Labor Statistics / Census Bureau / YARDI Matrix / Vizzda / US Chamber of Commerce / RED Comps / ARMLS