



Visit our interactive construction pipeline at: abimf.com/report/tucson-construction-pipeline

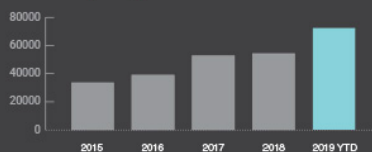
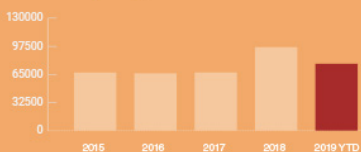
LANCE PARSONS, CCIM 520.265.1945
SENIOR VICE PRESIDENT lance.parsons@abimultifamily.com

RYAN KIPPES 520.265.1895
VICE PRESIDENT ryan.kippes@abimultifamily.com

DESIREE PALMER 520.265.1993
VICE PRESIDENT desiree.palmer@abimultifamily.com

TOTAL UNIT INVENTORY

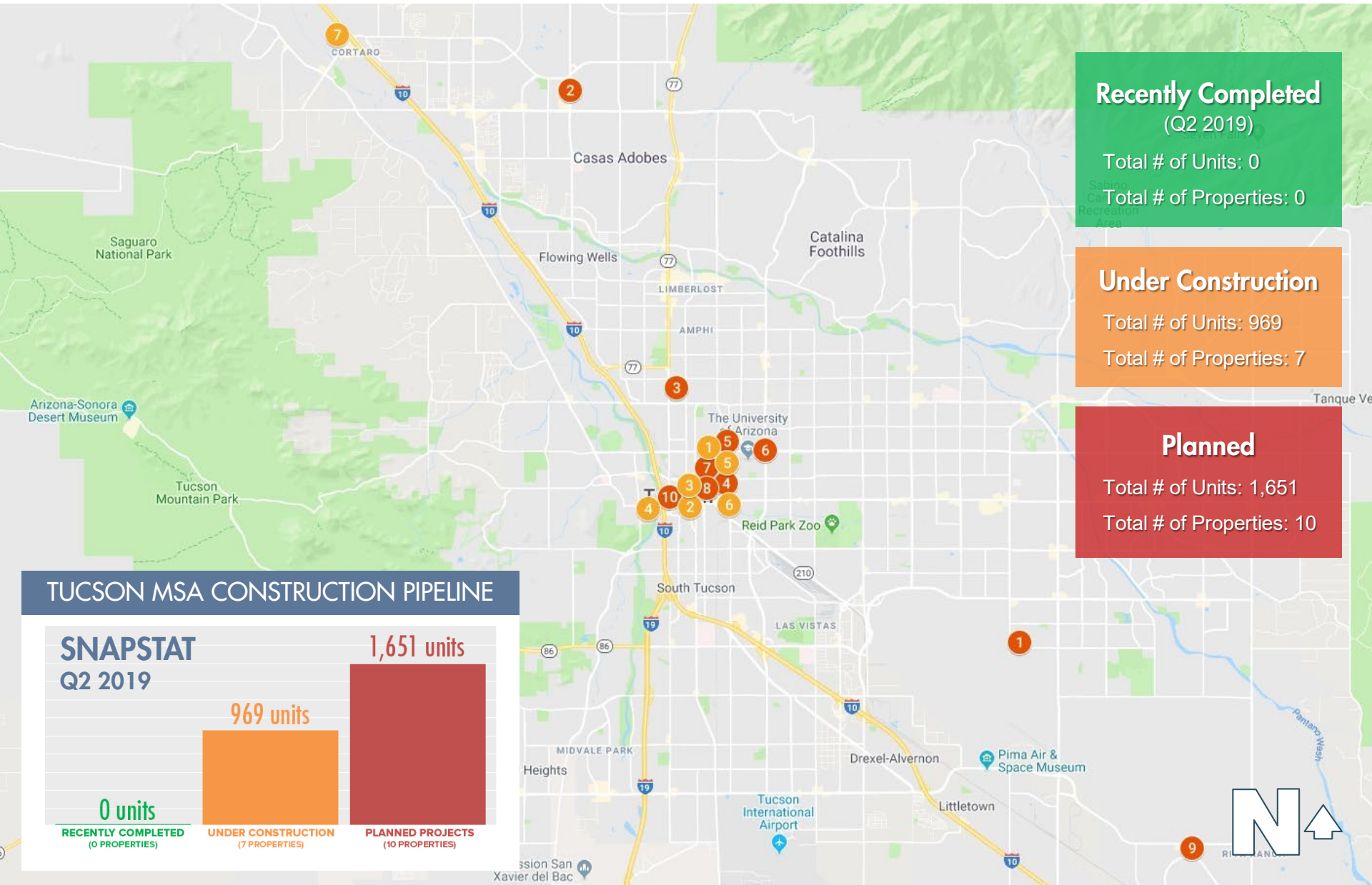
 5+ UNIT PROPERTIES: **85,461**

 50+ UNIT PROPERTIES: **66,759**
Q2 2019 Sales Stats

50+ UNIT PROPERTIES | Q2 2019 TRANSACTIONS BY YEAR BUILT

Year Built	Avg Price/Unit	Avg Price/SF	# of Transactions
2010+	--	--	--
2000-09	--	--	--
1990-99	\$68K	\$86	1
1980-89	\$75K	\$92	1
Pre-1980	\$80K	\$106	5

5-49 UNIT PROPERTIES | Q2 2019 TRANSACTIONS BY YEAR BUILT

Year Built	Avg Price/Unit	Avg Price/SF	# of Transactions
2010+	\$182K	\$155	2
2000-09	\$96K	\$111	4
1990-99	--	--	--
1980-89	\$59K	\$86	6
Pre-1980	\$61K	\$101	15

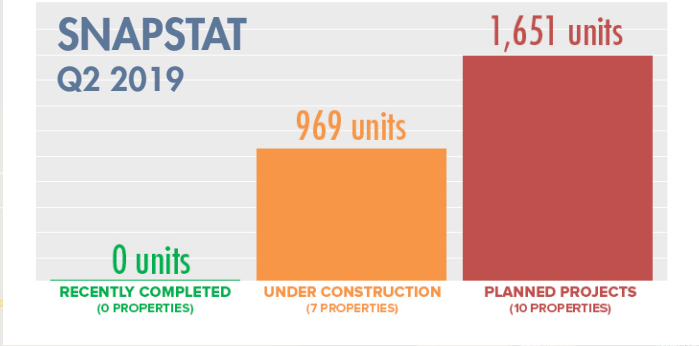


Recently Completed
 (Q2 2019)
 Total # of Units: 0
 Total # of Properties: 0

Under Construction
 Total # of Units: 969
 Total # of Properties: 7

Planned
 Total # of Units: 1,651
 Total # of Properties: 10

TUCSON MSA CONSTRUCTION PIPELINE



UNDER CONSTRUCTION (50+ UNIT PROPERTIES)

1	Hub on Campus Tucson Speedway	850 East Speedway Blvd	57	5/1/2018	Core Spaces
2	Marist on Cathedral Square, The	111 South Church Avenue	83	5/1/2017	Foundation for Senior Living
3	RendezVous Urban Flats	20 South Stone Avenue	100	2/1/2019	Karber Realty Advisors
4	Monier, The	160 South Avenida del Convento	122	3/19/2019	Gadsden Company, The
5	Aspire Tucson	950 North Tyndall Avenue	149	10/2/2017	Dinerstein Companies
6	Mark at Tucson, The	55 North Park Avenue	154	10/7/2017	Landmark Properties
7	Encantada at Continental Ranch	6101 West Arizona Pavilions Road	304	12/12/2018	HSL Properties
TOTAL UNDER CONSTRUCTION			969		

PLANNED (50+ UNIT PROPERTIES)

	Property Name	Address	Units	Status	Developer
1	Esperanza En Escalante Phase II	3700 South Calle Polar	50	Planned	Gorman & Company
2	Foothills Mall Redevelopment	NWC West Ina Road & North La Cholla Blvd	100	Planned	Bourn Companies
3	Alborada	2620 North Balboa Avenue	60	Planned	La Frontera Center
4	Collective, The	930 East 2nd Street	238	Planned	Core Spaces
5	Hub IV	902 East Speedway Blvd	135	Planned	Core Spaces
6	Speedway Campbell Gateway	1815 East Speedway Blvd	200	Planned	Shenkarow, Richard
7	Trinity	400 East University Blvd	58	Planned	R + R Develop
8	Union on Sixth, The	North 5th Avenue & East 6th Street	254	Planned	Greystar
9	Encantada at Rita Ranch	9300 East Valencia Road	312	Planned	HSL Properties
10	Flin, The	110 South Church Avenue	244	Planned	HSL Properties
TOTAL PLANNED			1,651		

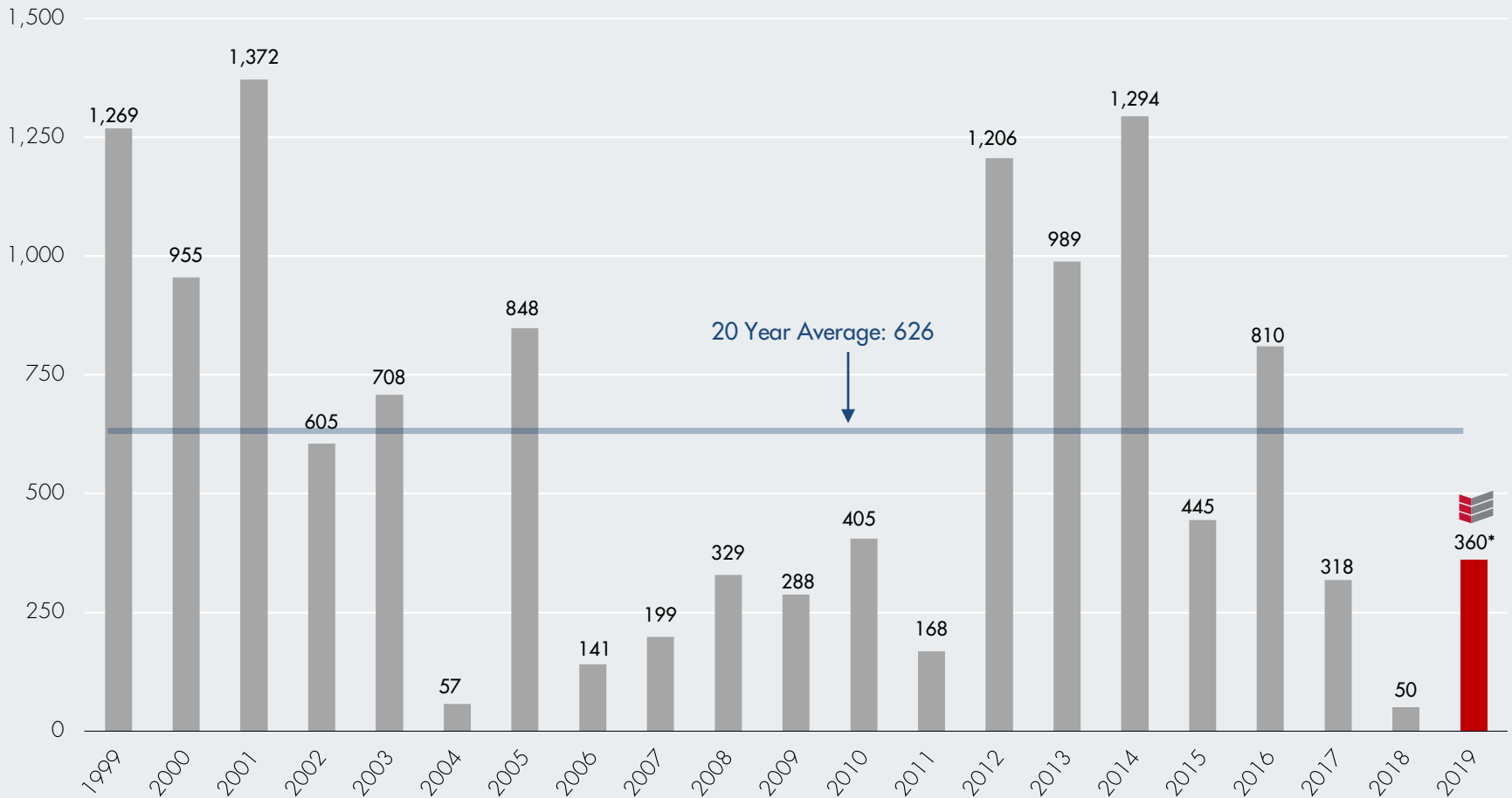
TOTAL UNIT INVENTORY

 5+ UNIT PROPERTIES: **85,461**

 50+ UNIT PROPERTIES: **66,759**
PRE-LEASE ABSORPTION RATE
4
Units/Property/Month (Avg)


* Project Units Delivered (YTD)

Based on when total projects are delivered, not as individual buildings/units are delivered



Leading Multifamily Brokerage Team in the Western US

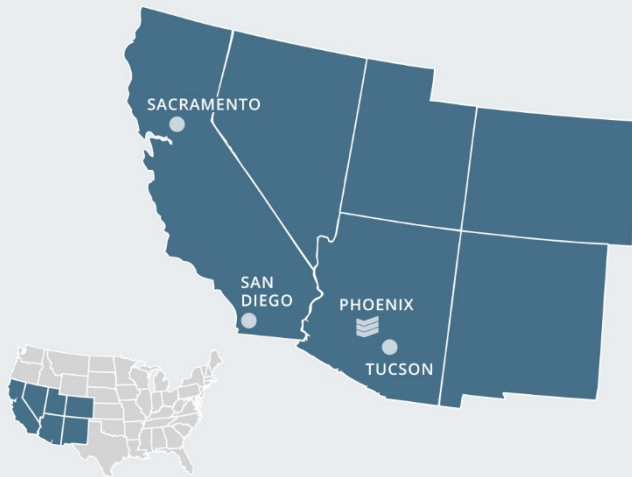
200+ YEARS OF COMBINED MULTIFAMILY BROKERAGE EXPERIENCE

SEASONED ADVISORS WITH REGIONAL INSIGHT

COLLABORATION & COOPERATION

Apartment Brokerage & Advisory Firm

ABI Multifamily is a brokerage and advisory services firm that focuses exclusively on apartment investment transactions. The experienced advisors at ABI Multifamily have completed billions of dollars in sales and thousands of individual multifamily transactions.



TUCSON OFFICE

LANCE PARSONS, CCIM
 SENIOR VICE PRESIDENT

520.265.1945
lance.parsons@abimultifamily.com

RYAN KIPPES
 VICE PRESIDENT

520.265.1895
ryan.kippes@abimultifamily.com

DESIREE PALMER
 VICE PRESIDENT

520.265.1993
desiree.palmer@abimultifamily.com

PHOENIX HEADQUARTERS

5227 North 7th Street
 2nd Floor
 Phoenix, AZ 85014

602.714.1400

SACRAMENTO OFFICE

2251 Douglas Blvd
 Suite 115
 Roseville, CA 95661

916.330.4040

SAN DIEGO OFFICE

1012 2nd Street
 Suite 100
 Encinitas, CA 92024

858.256.7690

DISCLAIMER © 2019 ABI Multifamily | The information and details contained herein have been obtained from third-party sources believed to be reliable; however, ABI Multifamily has not independently verified its accuracy. ABI Multifamily makes no representations, guarantees, or express or implied warranties of any kind regarding the accuracy or completeness of the information and details provided herein, including but not limited to the implied warranty of suitability and fitness for a particular purpose. Interested parties should perform their own due diligence regarding the accuracy of the information. SOURCES: ABI Research / Bureau of Labor Statistics / Census Bureau / YARDI Matrix / Vizzda / US Chamber of Commerce / RED Comps / ARMLS